

A close-up photograph of a white medical chair backrest, showing the contours and padding of the seat and backrest. The chair is positioned on the left side of the frame, with the rest of the chair and the background being a plain, light-colored wall.

Ritter®

MEDICAL

230 Procedure Chair



Healthcare is changing. Are you changing with it?

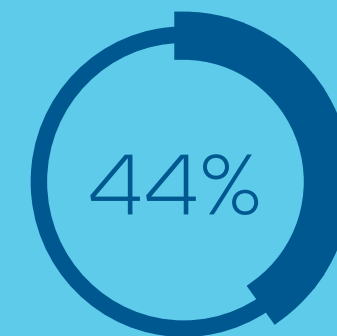
Close to half of all procedures in the US are now performed in the office setting.¹ With advancements in technology, anesthesia and pain management, it is expected that the number of procedures being performed in an office setting will continue to rise.² Is your facility equipped to handle this migration of care?

The **Ritter® 230 Procedure Chair** is designed to help organizations create a more efficient, effective and ergonomic in-office procedure workflow, starting at the heart of the procedure room—the procedure chair.

IN-OFFICE PROCEDURES ARE ON THE RISE

81
million

The number of procedures performed in 2023.¹



In 2023, nearly half of all procedures in the US were performed in the office setting.¹



The estimated increase in the volume of in-office procedures by 2032.²

Better position caregivers for in-office procedures

Healthcare workers are among one of the most at-risk professions in the US for musculoskeletal injuries. In fact, healthcare workers are almost three times as likely to suffer from work-related injuries than construction workers.³ Reaching and straining during lengthy procedures can lead to fatigue injuries.

Chair movement should give caregivers a clear view of the procedure site while allowing them to work from an ergonomically correct position whether seated or standing.



PRECISE MEDICAL POSITIONING

The Ritter® 230 Procedure Chair with power height, back, foot and tilt is designed to allow the provider to position patients effortlessly and precisely for a multitude of procedures.



Knee-Chest

Provides access to the lower body for patients in the prone position



Lithotomy

Position patients supine for lower-body procedures



Elevated Flat

Can improve access and visibility to the patient's head, neck and torso



Chair Entry

Positions patients in the upright position for entry and exit



Trendelenburg

Used as a treatment for hypotension during a procedure, and for positioning patients for lower-body procedures.



ROTATION

With optional rotation, caregivers no longer have to drag heavy devices around the chair or patient. Simply move the patient for better access.



STANDARD HAND CONTROL

The standard hand control in an easy-to-access location can make adjusting the chair position for improved patient comfort fast and easy.



DUPLEX RECEPTACLES

Hospital-grade, duplex receptacles located on each side of the chair provide power for accessories used during medical procedures.



Comfort your patients will appreciate

The Ritter® 230 Procedure Chair is designed to make patients feel more comfortable and secure. Features like the chair entry position can make patients feel more comfortable when accessing the procedure chair. The natural chair-like design can also help reduce the amount of pressure on the patient's head and neck. A variety of patient support accessories can help improve comfort and reduce movement during procedures as well.



The 24-inch wide and flat upholstery option allows for greater access to the patient.




Accessories



Adjustable Arm System
Rotates and locks into one of three positions



Linear-Style Foot Control
Helps maintain sterile field



Articulating Armboard
Attaches to either side of the chair and supports the patient's arm



Double Arm Instrument Tray
Designed to hold instruments and supplies close to the patient



Hand Surgery Armboard
Attaches to either side of the chair with an adjustable leg for added stability



Security Straps
Adjustable length and location



24" Wide Footrest
Provides a larger patient support surface



Security Side Panels
Can be used in vertical and horizontal position



Articulating Knee Crutches
Designed to ensure optimum knee and leg support



Locking Casters
3 1/2" added height to chair



Vision Block Screen
Adjusts vertically and blocks the patient's line of sight






Ritter® 253 LED Light
Available in chair mount and mobile



Facial Pad
Increases stability for the head and neck

COLOR OPTIONS

STANDARD UPHOLSTERY COLORS

	Mist 813
	Stone 814
	Restful Path 858
	Iron Ore 851
	Lunar Gray 845
	Obsidian 857
	Oasis 843
	Soothing Blue 855
	Dream 847
	Mineral 844
	Healing Waters 848
	Shaded Garden 853
	Citrus 849
	Sandy Retreat 850
	Curative Copper 846
	Cranberry 859
	Dark Linen 856
	Latte 860
	Robust Brown 852
	Deep Earth 854

ULTRAFREE UPHOLSTERY COLORS

	UltraFree Stone 865
	UltraFree Restful Path 868
	UltraFree Obsidian 867
	UltraFree Harbor 861
	UltraFree Wheatgrass 862
	UltraFree Spice 863
	UltraFree Cranberry 869
	UltraFree Dark Linen 866
	UltraFree Latte 870
	UltraFree Branch 864

OPTIONS

Electrical Receptacles: Duplex, hospital grade¹

Rotation: Allows 350° of chair rotation and adds 3.5" to the minimum and maximum seat height specifications

Flat Upholstery Set: 24" W

ACCESSORIES

Ritter® 253 LED Exam Light

Linear-Style Foot Control

24" Wide Footrest

Adjustable Arm System (includes left and right arms)

Articulating Armboard

Hand Surgery Armboard

Knee Crutches - Articulating Casters¹

Caster Base^{1,2}

Security Straps

Security Side Panels

Base Rails

Double Arm Instrument Tray

IV Pole

Urology Drain System¹

Facial Pad

Vision Block Screen

3' Power Cord

Swing Arm Instrument Tray, Extension Top

¹ Not available on rotation models

² Not compatible with 24" Wide Footrest

SERVICES + SUPPORT

TECHNICAL SPECIFICATIONS

View technical specifications for the Ritter® 230 Procedure Chair.



SCAN TO VIEW SPECS.

MIDMARK LIVE DESIGN

Our in-house design experts are ready to help you every step of the way.



SCAN TO VIEW VIDEO.

MIDMARK DELIVERY SERVICES

Coordination, delivery and setup right on time, every time.



SCAN TO VIEW YOUR OPTIONS.

REPAIR + SERVICE

Explore available support and service plans so you can obtain the level of coverage you need to keep your medical equipment and devices operational. This includes periodic maintenance and periodic inspection plans, as well as extended warranty plans.



SCAN FOR SUPPORT.

SOURCES

¹ Retrieved November 2024 from: <https://clarivate.com/coronavirus-resources/?lid=d>
See "Impact on Medical Procedure... tab"

² <https://www.ascfocus.org/ascfocus/content/articles-content/articles/2022/digital-debut/sg2-annual-report-projects-double-digit-asc-growth>

³ <https://www.bls.gov/charts/injuries-and-illnesses/number-and-rate-of-nonfatal-work-injuries-by-industry.html>



CARB 93120.2 Phase 2 Compliant and TSCA Title VI Compliant

USGBC® and the related logo are trademarks owned by the U.S. Green Building Council® and are used with permission.

The color examples shown are the best representation of the original material. Actual color may vary slightly. We strongly recommend that you contact Midmark Customer Experience at 1.800.MIDMARK to request a sample before placing your order.

Midmark is an ISO 13485 and ISO 9001 Certified Company. Certain products are not included. See the complete list at: midmark.com/ISO

For more information, contact your Midmark dealer or call: 1.800.MIDMARK

Outside the USA call: 1.937.526.3662 or visit our website: midmark.com

© 2024 Midmark Corporation, Versailles, Ohio USA
Products subject to improvement changes without notice.

007-10375-00 Rev. B1 (12/24)

Ritter®